



GETMY365  
.co.uk



GET MY 365 PRESENTS IN PARTNERSHIP WITH KHAYR ACADEMY

# Top 20 Tips To Help You Teach The Qur'an **EXCLUSIVE WEBINAR**



## COURSE INSTRUCTORS

**Qari Is'Haq Jasat** (Author, 365 Tips To Help You Teach The Qur'an)

**Ustadh Junaid Ahmed** (Teacher, Khayr Academy)

**Sheikh Irfan Sidyot** (Introduction/Foreword)




- Course notes provided
- Structured and concise
- Interactive content
- Q & A session with the author
- Exclusively for Parents & Teachers

*(Includes a signed copy of the new book!  
365 Tips To Help You Teach The Qur'an)*

**Date Sunday 31st October 2021**  
**Time: 2pm - 6pm (BST)**

ONLINE  
WEBINAR



To register, please visit: [getmy365.co.uk/teachquran](https://getmy365.co.uk/teachquran)

INFO@GETMY365.CO.UK @GETMY365 WWW.GETMY365.CO.UK 0330 133 4513

# Webinar Overview

- ▶ 2.05 – 2.10: Opening Qur'an recitation
- ▶ 2.10 – 2.15: Webinar Overview and Introduction
- ▶ 2.15 – 2.25: Qur'an Teaching Survey (Wooclap)
- ▶ 2.25 – 3.25: Session 1 (Tips 1 – 10)
- ▶ 3.25 – 3.35: Asr Prayer break
- ▶ 3.35 – 4.35: Session 2 (Tips 11 – 20)
- ▶ 4.35 – 4.50: Maghrib Prayer break
- ▶ 4.50 – 5.00: Q & A session (Questions & Answers)
- ▶ 5.00 – Dua/Webinar closes

# ICE BREAKER!

- ▶ Why are you here for this webinar?
- ▶ @getmy365
- ▶ @ishaaqjasat
- ▶ +447983695733

# WELCOME TO THE TOP 20 TIPS TO TEACH THE QUR'AN WEBINAR!

DELIVERED BY:

QARI IS'HAAQ JASAT

(Founder of National Huffadh Association UK & author  
of 365 Tips To Help You Teach The Qur'an

The Prophet (ﷺ) said, "The best among you (Muslims) are those who learn the Qur'an and teach it." (Bukhari)

GETMY365  
CO.UK

# Posting questions throughout the webinar:

- Please use the zoom chat function throughout the webinar
- Send a message via whatsapp: +447983695733
- Email: [info@getmy365.co.uk](mailto:info@getmy365.co.uk)

**THANK YOU!**

# AIMS OF THE WEBINAR:

- To understand and implement the key Qur'anic teaching pedagogies
- To appreciate and value the role of teaching Qur'an even more
- To develop and nurture the love of the Qur'an into the hearts and lives of pupils

# INTRODUCTION TO THE BOOK:

- To teach the Qur'an is challenging but rewarding
- Prophet Muhammad (PBUH) was the greatest example as a teacher
- Each pupil is different when it comes to teaching the Qur'an
- As Muslims, we must always strive for Itqan (Excellence) in everything that we do

# TIP 1: INTENTIONS & VIRTUES FOR TEACHING QUR'AN

- ▶ Intention is the most important part of the Qur'anic teaching journey
- ▶ Good deeds must be accompanied by sincere intentions
- ▶ Do not just make an intention to teach Qur'an purely for monetary gains
- ▶ Ultimate reward is from Allah
- ▶ Endless cycle of rewards (Sadaqah Jariyah)



## TIP 2: MENTAL HEALTH, PREPARATION & ORGANISATION

- ▶ The mental health of teachers is fundamental
- ▶ Islam values the maintenance of good mental health and emotional well-being
- ▶ Preparation is essential and key to successful Qur'anic teaching
- ▶ “If you fail to plan, you plan to fail”
- ▶ The organisation of a teacher reflects in the classroom environment. Be organised!

# TIP 3: EXAMPLES OF PROPHETIC TEACHING

- ▶ The Prophet Muhammad (PBUH) was the best teacher of all time!
- ▶ Prophet Muhammad (PBUH) was able to engage and talk to a wide range of audiences
- ▶ His character and wisdom was exemplary
- ▶ He was able to acknowledge and make every student feel important
- ▶ He understood all of his students!

## TIP 4: EXPLORING OUTSTANDING QUR'ANIC TEACHING

- ▶ There is no universal or golden rule on becoming an outstanding teacher
- ▶ It does not happen overnight!
- ▶ Every lesson has to be as successful as the previous one
- ▶ It's not just about teaching, it's about inspiring and motivating your students
- ▶ Always have the mentality to continuously develop and improve as a teacher

## TIP 5: HOW TO MOTIVATE, ENCOURAGE & ENGAGE YOUR STUDENTS

- ▶ Most students are driven by emotion and praise
- ▶ Motivating students to learn the Qur'an can be very challenging
- ▶ Encouraging students also involves being a mentor and a coach
- ▶ Keep the Qur'an lessons relevant, exciting and interesting
- ▶ The main aim is to ensure that your students do not ever lose interest or focus in the Qur'an!

## TIP 6: TEACHING QUR'AN TO CHILDREN AT HOME

- ▶ Teaching the Qur'an to your child is a major bonding experience
- ▶ As a parent, aim to instil the love of the Qur'an from a young age
- ▶ Encourage the use of technology to help build the love of the Qur'an into your child
- ▶ Parents need to take more of an active role and invest time in teaching the Qur'an to their children
- ▶ The connection a child has with his/her parent is always stronger than a teacher!

## **TIP 7: TEACHING QUR'AN TO LEARNERS WITH SPECIAL EDUCATIONAL NEEDS**

- ▶ This topic is hugely undervalued and underrepresented within the Muslim community
- ▶ Spotting a student with SEND is not easy!
- ▶ The ultimate goal is to make the Qur'an accessible to everyone, regardless of learning abilities
- ▶ We need to support SEND students and NOT push them away!

# TIP 8: TOP TIPS TO TEACH ARABIC

- ▶ Teaching Arabic (especially to non-Arab students) is very challenging and requires patience
- ▶ Give as much exposure to the Arabic language as possible
- ▶ Use simple and common words, phrases and sentences to teach Arabic
- ▶ Remember, you are not just teaching them any language but the language of the Qur'an!


## **TIP 9: EXPLORING BEHAVIOUR MANAGEMENT STRATEGIES**

- ▶ Managing behaviour is crucial to the success of your student's Qur'anic learning
- ▶ Most students misbehave due to: feeling bored, the lesson is not engaging or they are struggling to understand or complete work
- ▶ Misbehaviour is not a personal attack on your teaching capabilities
- ▶ Try to be as proactive and positive as possible!



## **TIP 10: TEACHING QUR'AN MEMORISATION (HIFDH) EFFECTIVELY**

- ▶ Teaching hifdh is unique. You are more of a mentor and a coach
- ▶ Understand and appreciate the enormous rewards associated with hifdh (teaching and learning)
- ▶ It is not just about teaching students how to memorise or recite Qur'an correctly
- ▶ Teaching students how to implement the Qur'an into their lives is more important



**Insha'Allah we will now break for 10 minutes to offer Asr prayers and we will return back at 3.30pm.**

**Please do not log out of the meeting, just keep your microphone on mute!**

**Thank you!**

## TIP 11: TEACHING TAJWID AND VOICE BEAUTIFICATION

- ▶ Tajweed always takes preference over voice beautification
- ▶ As teachers, we must uphold the highest standards in preserving the correct rules of recitation
- ▶ Tajweed comes from the root word 'to make something better'
- ▶ 'Beautify the Qur'an with your voices' (Prophet Muhammad PBUH)
- ▶ Not every student is gifted with a melodious or beautiful voice
- ▶ Teach students to always maintain the utmost humility

## TIP 12: TEACHING QUR'AN TO ADULTS

- ▶ There is no age limit to learning the Qur'an
- ▶ Every adult learner faces the disadvantage of time
- ▶ Keep the Qur'anic progress balanced, especially for adults
- ▶ It is never too late to learn the Qur'an
- ▶ Always aim to encourage and motivate the adult learners even more than the younger students

# TIP 13: TEACHING QUR'AN USING TECHNOLOGY

- ▶ There is growing trend of using technology to teach the Qur'an, especially since Covid-19
- ▶ Not every Qur'an teacher is 'tech savvy.' Training is so crucial
- ▶ Carry out your own research before deciding which technological tool will be the most feasible and effective for you
- ▶ Embrace the digital age!

## **TIP 14: REWARDING STUDENTS FOR QUR'ANIC ACHIEVEMENTS**

- ▶ Rewarding and praising students can lead to excellent results in terms of Qur'anic learning progress
- ▶ Do not make students feel undervalued or underappreciated
- ▶ Implementing a consistent rewards system can help to build a positive and vibrant learning environment
- ▶ Rewards can mean that students will show an increased effort

# TIP 15: SETTING TARGETS AND MEASURING PROGRESS

- ▶ Setting realistic and achievable targets is so crucial to a student's Qur'anic learning progress
- ▶ Measuring progress allows you to measure the success of your teaching methods
- ▶ Short, medium and long term progress. What does it look like?
- ▶ Always keep parents informed of their child's progress

## TIP 16: THE BRIDGE FROM QA'IDAH TO QUR'AN

- ▶ Do not start your students learning Qa'idah at the wrong age!
- ▶ How accurate and fluently is your student or child able to recite the Qur'an?
- ▶ Fix recitation or Tajweed errors immediately, before more errors are made by the students
- ▶ Make a regular habit of re-testing your student's progress in Qa'idah



## TIP 17: OVERCOMING COMMON CHALLENGES TO TEACHING QUR'AN

- ▶ There is no exhaustive list on barriers and challenges faced when teaching the Qur'an
- ▶ Learning how to overcome a challenge is so crucial
- ▶ Lack of parental involvement within their child's Qur'an learning journey
- ▶ Keep on going and never give up!

# TIP 18: PROVIDING EFFECTIVE FEEDBACK

- ▶ Balance the positive and negative feedback comments
- ▶ Do not aim to make a student feel defeated through feedback
- ▶ Providing feedback is an art in itself
- ▶ Articulate your thoughts correctly so that students appreciate and value your feedback comments
- ▶ Timing of feedback is so crucial!

# TIP 19: SELF-REFLECTION AND EVALUATION

- ▶ Many teachers struggle to find regular time to evaluate their teaching performance
- ▶ Reflection is a core part of a teacher's professional development
- ▶ Reflective teaching is so powerful
- ▶ Two main types of evaluation: evaluating how much students progressed in the lesson and evaluating your performance as a teacher

## TIP 20: BE A QUR'ANIC ROLE MODEL FOR LIFE!

- ▶ Acting upon the Qur'an is the most important aspect of a Qur'anic journey
- ▶ A true person of Qur'an must always act in accordance with its teachings
- ▶ As a teacher, always strive to be a role model for your students
- ▶ Actions speak louder than words!



**Insha'Allah we will now break for 15 minutes to offer Maghrib prayers and we will return back at 4.50pm.**

**Please do not log out of the meeting, just keep your microphone on mute!**

**Thank you!**

# Q & A SESSION

## Posting questions throughout the session:

- Please use the zoom chat function throughout the webinar
- Send a message via whatsapp:  
+447983695733
- Email: [info@getmy365.co.uk](mailto:info@getmy365.co.uk)

**THANK YOU!**

365 Tips To Help You Teach  
The Qur'an book will be  
posted out to ALL attendees  
within 14 days after the  
course has finished.

Please complete your  
address details by filling out  
the form below:

[https://forms.gle/Jpvzwcjh  
pqvs4ag9](https://forms.gle/Jpvzwcjh<br/>pqvs4ag9)

Follow us on Instagram:

@getmy365

# 365 TIPS

TO HELP YOU

TEACH

THE QUR'AN



IS'HAAQ JASAT

# Post Webinar Feedback Form

- ▶ Please complete the following online feedback form:
- ▶ <https://forms.gle/Hx6bFvqoeVrJQkNw8>
- ▶ Your feedback is very important and will help us to improve our future webinars!



# 365 Tips To Help You MEMORISE The Qur'an



---

Daily motivational tips

Apt and to the point

---

Structured and concisely presented

Carefully selected for all audiences

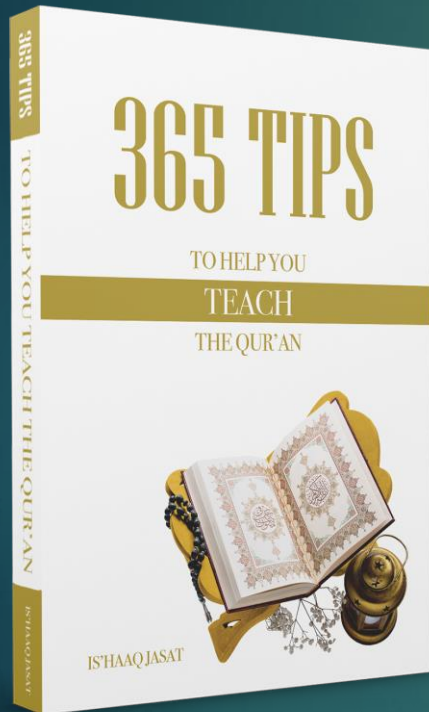
---

Sold 4,000 copies across 20+ countries

One motivational tip for each day!

# 365 Tips To Help You TEACH The Qur'an

One tip a day and explained practically  
Additional 52 inspirational quotes



Total of 20 sections tailored specifically for Qur'anic teaching

A section to help teach Qur'an to SEND learners

Ample space to make notes

The ultimate handbook for parents AND teachers!



# Connect with us!

---

Instagram: @getmy365

---

E-mail: info@getmy365.co.uk

---

Web: [www.getmy365.co.uk](http://www.getmy365.co.uk)